



QUICKSTART GUIDE

E320VA / E321VA / E370VA / E371VA / E420VA
E421VA / E470VA / E550VA LCD HDTV

1 BEFORE YOU BEGIN

What's In the Box

- VIZIO HDTV
- VIZIO Remote Control (including 2 AA batteries)
- Power Cord
- User Manual (read Safety Guidelines)
- Registration Card
- Quickstart Guide
- Screen Cleaning Cloth




2 INSTALLING YOUR HDTV

We provide professional installation services. Visit www.VIZIO.com or call (888) 849.4623 to order today!

Attaching the Stand Base to the TV


1. Place the TV face down on a soft, flat surface.
2. Insert the base stand into the bottom of your VIZIO TV and align the thumb screw holes. (see fig. 1)
3. Tighten thumb screws. (see fig. 2)
4. Move the TV into an upright position and place so that the rear connectors remain accessible.



Thumb screw

Preparing the TV for Wall Mounting - please refer to "Wall mounting your HDTV" in your User Manual for more information.

MATCH YOUR VIZIO TO A CERTIFIED* WALL MOUNT



TILT MOUNT VMT13-30

SWING MOUNT VMA13-26

*Tested and certified by VIZIO engineers for compatibility with your TV.

3 CONNECTING TO DEVICES

YOU DESERVE THE BEST!

The inputs listed in the BEST column are OPTIMIZED for High Definition Video and Audio. Connect using these inputs wherever possible.

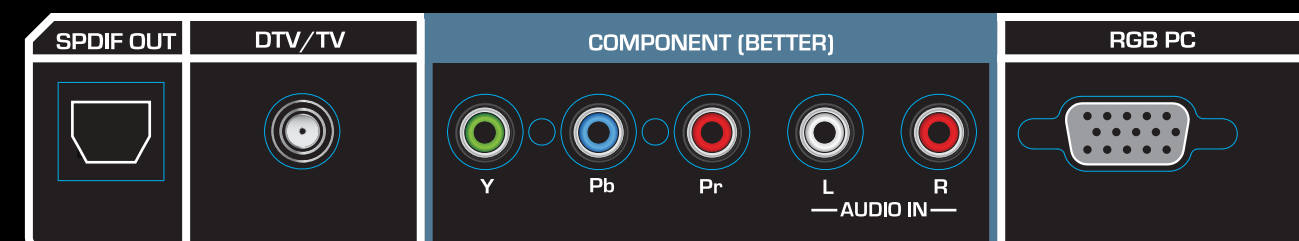
CONNECTION ADVICE	BEST	BETTER	GOOD
PICTURE QUALITY	HIGHEST DIGITAL QUALITY PICTURE	ANALOG HD QUALITY PICTURE	LOW RESOLUTION NOT RECOMMENDED
CONNECTION TYPE	HDMI DTV/TV	COMPONENT	AV/S-VIDEO
CONNECTOR IMAGE			

MAKE THE BEST HIGH DEFINITION CONNECTION!



VIZIO HIGH DEFINITION CABLES

For more information about VIZIO Certified* High Definition cables please visit us at: www.VIZIO.com



BACK OF TV



YOUR VIZIO TV EVEN HAS EASY TO ACCESS SIDE INPUTS

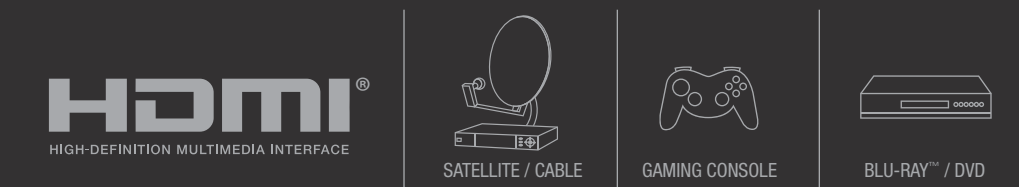
4 POWER THE TV

Turn on your TV by pressing the Power button on either the TV or the remote control



HDTV TIPS

Make sure you have components with HDMI outputs to ensure the BEST possible picture.



3 WAYS TO WATCH HIGH DEFINITION VIDEO

1. Get a VIZIO Blu-ray™ Disc Player.
2. Contact your cable company or satellite provider to learn more about HD programming in your local area (an HD cable box or satellite receiver may be required).
3. You may be able to get HD signals using an off-air antenna. To see if you can receive off-air HD signals, and for help choosing the right antenna, visit www.antennaweb.org

HIGH DEFINITION HOME THEATER



VIZIO Blu-ray™

Bring your movies to life! 1080p Full HD playback delivers crystal clear images with lifelike detail and High Definition Audio puts you in the center of the action. Visit www.VIZIO.com for more details.



HIGH-DEFINITION SOUND

Complete your total Home Theatre experience with stunning audio from VIZIO accessories such as the Sound Bar with Wireless Subwoofer.

Visit www.VIZIO.com or call (888) 849.4623.

